

**PLEASE CHECK WWW.MOLEX.COM FOR LATEST PART INFORMATION**

**Part Number:** [0923180830](#)  
**Status:** **Active**  
**Overview:** [picoflex](#)  
**Description:** Picoflex® PF-50 IDT-Board In Z-Style, 8 Circuits, 0.30m (11.81") Length

**Documents:**

[3D Model](#) [Product Specification PS-99020-0011 \(PDF\)](#)  
[Drawing \(PDF\)](#) [RoHS Certificate of Compliance \(PDF\)](#)

**General**

Product Family	Cable Assemblies
Series	<a href="#">92318</a>
Connector to Connector	Picoflex® PCB-to-IDT
Overview	<a href="#">picoflex</a>
Product Name	Picoflex®

**Physical**

Cable Length	0.30m (11.81")
Circuits (Loaded)	8
Color - Resin	Natural
Gender	Female-Female
Lock to Mating Part	None
Material - Metal	Phosphor Bronze
Material - Plating Mating	Tin
Material - Plating Termination	Tin
Material - Resin	Polyester
Packaging Type	Bag
Pitch - Mating Interface (in)	0.050 In
Pitch - Mating Interface (mm)	1.27 mm
Plating min: Mating (µin)	80.00
Plating min: Mating (µm)	2.000
Plating min: Termination (µin)	80.00
Plating min: Termination (µm)	2.00
Single Ended	No
Termination Interface: Style	IDT or Pierce, Through Hole - Kinked Pin
Waterproof / Dustproof	No
Wire Insulation Diameter	N/A
Wire Size AWG	28
Wire/Cable Type	PVC, Ribbon Cable

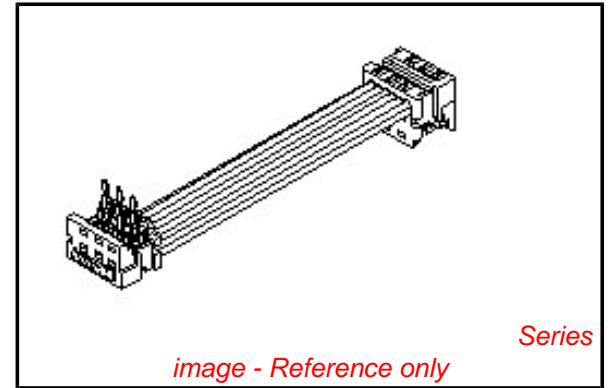
**Electrical**

Current - Maximum per Contact	1.2A
Voltage - Maximum	250V

**Material Info**

**Reference - Drawing Numbers**

Product Specification	PS-99020-0011
Sales Drawing	SD-92318-001



**EU RoHS**

**ELV and RoHS  
Compliant**  
**REACH SVHC  
Not Reviewed**  
**Halogen-Free  
Status**

**China RoHS**



**Need more information on product  
environmental compliance?**

Email [productcompliance@molex.com](mailto:productcompliance@molex.com)  
 For a multiple part number RoHS Certificate of  
 Compliance, [click here](#)

Please visit the [Contact Us](#) section for any  
 non-product compliance questions.

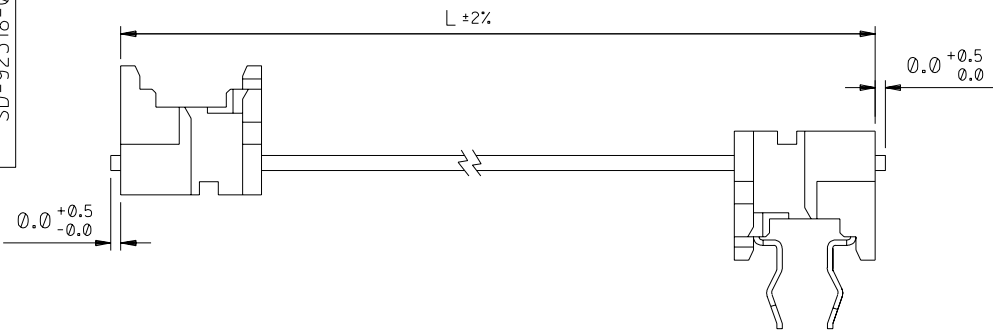
**Search Parts in this Series**

[92318Series](#)

**Mates With**

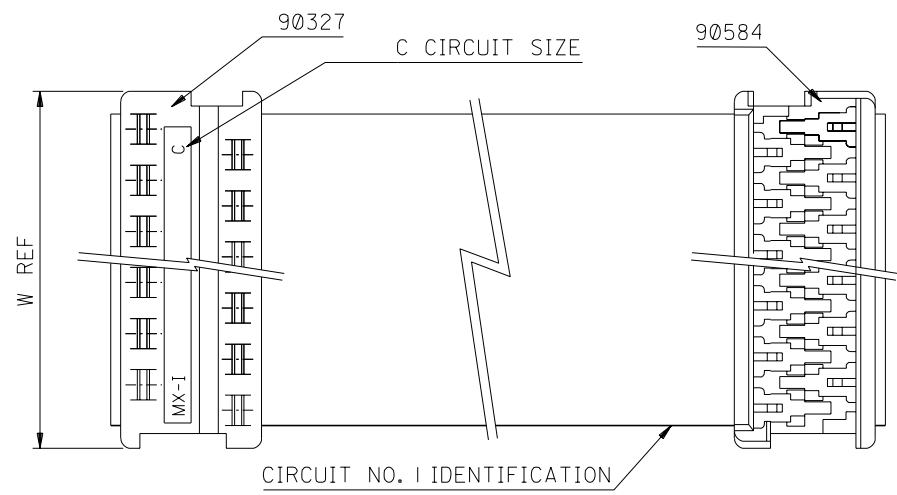
Picoflex® PF-50 Header [90325](#) , [90800](#) ,  
[90779](#) , [90715](#) , [90814](#)

PART NO. SEE CHART  
 DWG. NO. SD-92318-001



90327 CONNECTOR	
CIRCUIT SIZE	DIMENSION W
4	7.59
6	10.13
8	12.67
10	15.21
12	17.75
14	20.29
16	22.83
18	25.37
20	27.91
22	30.45
24	32.99
26	35.53

90584 CONNECTOR	
CIRCUIT SIZE	DIMENSION W
4	7.59
6	10.13
8	12.67
10	15.21
12	17.75
14	20.29
16	22.83
18	25.37
20	27.91
22	30.45
24	32.99
26	35.53



CABLE DETAILS:

28 AWG , 1.27 MM PITCH , 7 STRANDS WITH TINNED COPPER ,  
 GREY PVC INSULATION WITH A COLOURED POLARITY STRIPE  
 INDICATING CIRCUIT NO. 1 , UL 2651.

NOTES:

1. SEE PRODUCT SPECIFICATIONS PS-99020-0011.
2. SEE TERMINATION SPECIFICATION ES-99033-0001.
3. SEE TERMINATION SPECIFICATION ES-99033-0002.
4. SEE CABLE SPECIFICATION ES-99027-0006.
5. HARNESSES WILL BE 100% ELECTRICALLY TESTED FOR SHORTS AND DISCONTINUITIES.

ORDERING INFORMATION

92318-\*\*\*\*  
 CIRCUIT SIZE  
 LENGTH L IN CENTIMETRES  
 LENGTHS AVAILABLE FROM 6 CM TO 120 CM  
 e.g. 92318-1208 = 12 CIRCUIT WITH LENGTH L OF 8 CM.

NOTE : FOR LENGTHS OF  
 100 CM , THE PART NO. IS 92318-\*\*\*01  
 105 CM , THE PART NO. IS 92318-\*\*\*02  
 110 CM , THE PART NO. IS 92318-\*\*\*03  
 115 CM , THE PART NO. IS 92318-\*\*\*04  
 120 CM , THE PART NO. IS 92318-\*\*\*05

REF DIM ADDED EC NO. 2003-0499 DRAWN: P.FINN 02/11/13 CHK: / / / / APPR: / / / /	QUALITY SYMBOLS MAJOR = CRITICAL =	GENERAL TOLERANCES: (UNLESS SPECIFIED)		SCALE 4 : 1	DESIGN UNITS <input checked="" type="checkbox"/> mm <input type="checkbox"/> INCH	DIMENSIONS: <input type="checkbox"/> mm <input type="checkbox"/> INCH <input type="checkbox"/> mm <input checked="" type="checkbox"/> ONLY		SHT	REV
		4 PLACES ±0.	±.	DRAWN BY & DATE MCURRAN 98/06/24		TITLE: PICO FLEX IDT TO BOARD-IN STANDARD ASSEMBLIES (Z-STYLE)			
		3 PLACES ±0.	±.	CHECKED BY & DATE AMcCANN 98/06/24					
		2 PLACES ±0.	±.	APPROVED BY & DATE MWILHITE 98/06/24		MATERIAL NO. DRAWING NO. SHEET NO. SEE CHART SD-92318-001 1 OF 1			
1 PLACE ±0.	±.	ANGULAR: ± 1/2 °		CAD FILENAME		MATERIAL NO. DRAWING NO. SHEET NO. SEE CHART SD-92318-001 1 OF 1			
REV	DESCRIPTION	DRAFT WHERE APPLICABLE MUST REMAIN WITHIN DIMENSIONS				THIS DRAWING CONTAINS INFORMATION THAT IS PROPRIETARY TO MOLEX INCORPORATED AND SHOULD NOT BE USED WITHOUT WRITTEN PERMISSION.			